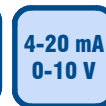


Flameproof Combustible Gases Detector-Transmitter E2658-LEL



Features

- Wall mount robust flameproof metal enclosure
- Suitable for ATEX Zones 2 and 22
- Two analog outputs settable to 4-20 mA or 0-10 V
- RS485 Modbus RTU digital interface
- Relay option

Specifications

Detected gases	Acetylene, Butane, Hydrogen, Methane, Propane	
Default calibration	Methane CH ₄	
Sensor type	Metal-oxide semiconductor Option: catalytic bead (pellistor)* *not suitable for acetylene	
Sampling method	Diffusion	
	MOS sensor	catalytic sensor
Typical detection range	0...100% LEL	0...100% LEL
Resolution	0,1 %LEL	1 %LEL
Response time T90	~60 seconds	8 seconds
Sensor lifetime	> 5 years	> 2 years
Maintenance interval	12 months	3...6 months
Operating temperature	-30...+70 °C	-20 to +60°C
Signal update	Every 1 second	
Self-diagnostics	Full functionality check at start-up	
Warm-up time	≤ 1 min	
Power supply	11...30 VDC / 24 VAC Option: 90...265 VAC power unit	
Power consumption	< 2 VA	
Digital interface	RS485, Modbus RTU protocol	
Analog outputs	2 × 4-20 mA / 0-10 V, user settable	
Enclosure	Grey die-cast aluminium, protection class IP66	
Dimensions	H120 × W125 × D57 mm	
Protection	flameproof, ATEX: II 2 GD, Ex ed IIC T4 Gb	
Cable gland	M25 for SWA cable or steel conduit Ø10...17 mm	
Wire conductors	0,5...1,5 mm ²	
Operating environment	Industrial indoor and outdoor areas Safe areas and ATEX Zones 2 and 22	
Operating conditions	<95 %RH, pressure 0,9...1,1 atm; normal ambient oxygen level	
Relay option (ordering code R)		
Output relays	2 × SPST relays (closing contact), 250 VAC / 30 VDC, 5 A max	
Default alarm set-points	RE1 (LOW): set 20% LEL; release 16% LEL RE2 (HIGH): set 50% LEL; release 40% LEL	

Approvals

Enclosure:

ATEX / IECEx

DEMKO 13 ATEX 1327771U

Ⓔ II 2 G Ex c IIC Gb

Ⓔ II 2 D Ex tb IIIC Db IP66

Glands:

ATEX / IECEx

IBExU08ATEX 1063 X Ex II 1D Ex tD A20 IP 6x Ex

Ⓔ II 2G Ex e II IP68

CE conformity

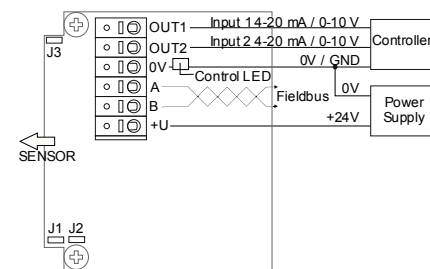
Flameproofed to IEC EN 60079-1

Increased safety to IEC EN 60079-7

EMC Emissions to EN 61000-6-3, EN 61326-1

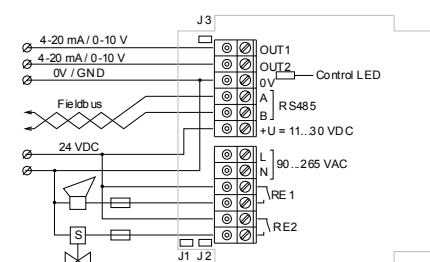
EMC Immunity to EN 61000-6-1, EN 61000-6-2

Connection diagram for basic version



J1: OUT1 type (open: 4-20 mA; closed: 0-10 V)
J2: OUT2 type (open: 4-20 mA; closed: 0-10 V)
J3: return to factory settings

Connection diagram for version with relays



J1: OUT1 type (open: 4-20 mA; closed: 0-10 V)
J2: OUT2 type (open: 4-20 mA; closed: 0-10 V)
J3: return to factory settings

Ask for other versions or custom designed products

