

Frost monitor

For monitoring the temperatures of water/air heaters in ventilation and air-conditioning systems to prevent frost damage to the cooling registers. Manual or automatic reset versions and adjustable setpoints. The frost alarm is provided with a 1-pole changeover switch.


Type Overview

Type	Output signal temperature switch	Additional features	Capillary
01ATS-104XC	Changeover	Manual reset	3 m
01ATS-105XC	Changeover	Manual reset	6 m
01ATS-1040B	Changeover	Auto reset	3 m
01ATS-1050B	Changeover	Auto reset	6 m

Technical Data

Electrical data	Electrical connection	Spring loaded terminal block max. 2.5 mm ²
	Cable entry	Cable gland with strain relief M20x1.5 mm, for cable Ø6...12 mm
Functional data	Output signal passive temperature	Changeover
	Output signal temperature switch note	AC 230 V 16 (2.5) A @ Switch position 1-2 AC 230 V 2 (0.4) A @ Switch position 1-4 DC 230 V 0.25 A
	Switching reliability	min. switching current 100 mA @ AC / DC 24 V
	Application	Air
Measuring data	Measuring values	Temperature
	Measuring range temperature	-10...15°C [15...60°F] Default setting: 5°C [41°F]
	Setting range Temperature	-10...15°C
	Switching differential (temperature)	1.5 K (±1 K tolerance)
	Accuracy temperature passive	Setting accuracy: ±2 K
	Long-term stability	2 K according to DIN EN 14597
	Time constant τ (63%) in air duct	Typical <25 s @ 1 m/s
Materials	Cable gland	PA6, black
	Housing	Bottom: PA (RAL7001, silver grey) Cover: ABS with inspection glass (PMMA) Seal: NBR
	Capillary	Copper
Safety data	Ambient humidity	Max. 95% r.H., non-condensing
	Ambient temperature	-20...80°C [-5...175°F]
	Ambient temperature note	The ambient temperature must exceed the switching point by +2 K.
	Fluid temperature	Up to max. 120°C
	Storage temperature	-30...80°C
	EU Conformity	CE Marking

Degree of protection IEC/EN

IP65

Quality Standard

ISO 9001

Safety notes


This device has been designed for use in stationary heating, ventilation and air-conditioning systems and must not be used outside the specified field of application. Unauthorised modifications are prohibited. The product must not be used in relation with any equipment that in case of a failure may threaten humans, animals or assets.

Ensure all power is disconnected before installing. Do not connect to live/operating equipment.

Only authorised specialists may carry out installation. All applicable legal or institutional installation regulations must be complied during installation.

The device contains electrical and electronic components and must not be disposed of as household refuse. All locally valid regulations and requirements must be observed.



During installation, testing, servicing and troubleshooting of this product, it may be necessary to work with live electrical components. Have a qualified licensed electrician or other individual who has been properly trained in handling live electrical components perform these tasks. Failure to follow all electrical safety precautions when exposed to live electrical components could result in death or serious injury.

Remarks

Switching function If the capillary line falls below the entered setpoint value, over a length of 150 mm with 3 m, 300 mm with 6 m, then electrical circuit 1-2 is opened while electrical circuit 1-4 is closed due to the changeover function.

Reset function Auto reset

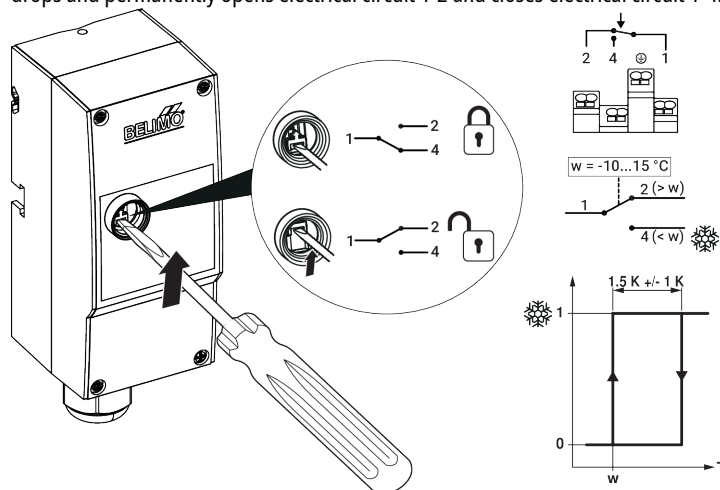
When the temperature rises, the microswitch is automatically switched back to its original position.

If the measuring system is destroyed (i.e. if the expansion fluid escapes) the pressure in the diaphragm drops and permanently opens electrical circuit 1-2 and closes electrical circuit 1-4.

Manual reset

The types with manual reset lock automatically when the temperature drops and can only be unlocked manually after the temperature has risen.

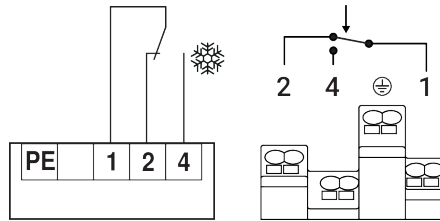
If the measuring system is destroyed (i.e. if the expansion fluid escapes) the pressure in the diaphragm drops and permanently opens electrical circuit 1-2 and closes electrical circuit 1-4.


Scope of delivery
Scope of delivery
Description
Type

Mounting kit, with mounting brackets

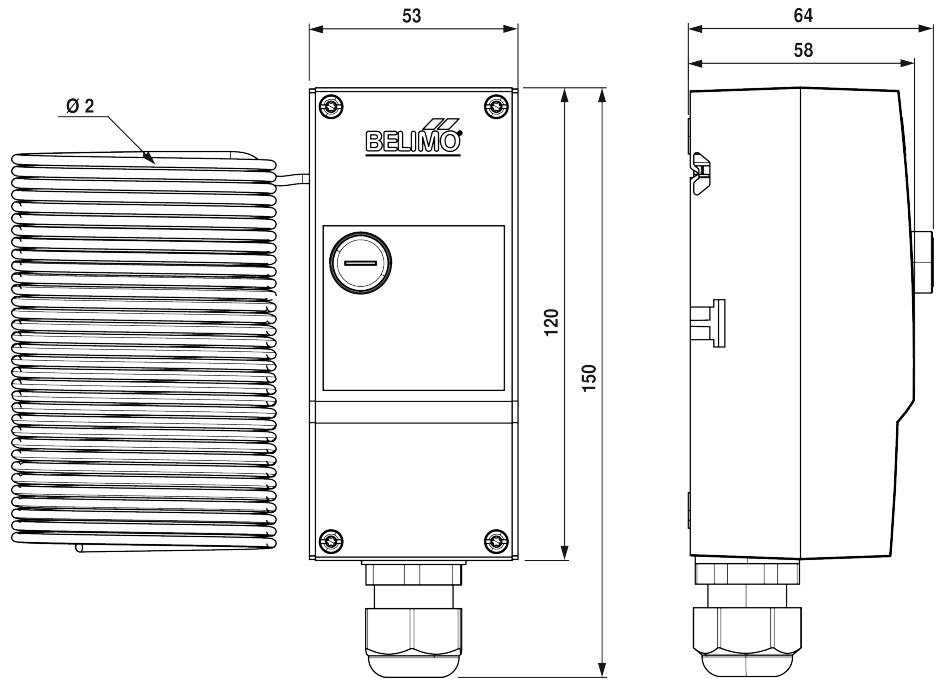
A-22D-A08

Wiring diagram



If the capillary leaks, the switch changes to the frost position.

Dimensions



Type	Weight
01ATS-104XC	0.24 kg
01ATS-105XC	0.36 kg
01ATS-1040B	0.24 kg
01ATS-1050B	0.36 kg