

Cable Temperature Sensor with mounting flange

For temperature measurement in air ducts.
With 100/200 mm stainless steel probe and PVC cable.


Type Overview

Type	Output signal passive temperature	Probe length	Probe diameter	Weight
01CT-1ALF	PT100	100 mm	6 mm	0.07 kg
01CT-1APF	PT100	200 mm	6 mm	0.075 kg
01CT-1BLF	PT1000	100 mm	6 mm	0.07 kg
01CT-1BPF	PT1000	200 mm	6 mm	0.075 kg
01CT-1CLF	Ni1000	100 mm	6 mm	0.07 kg
01CT-1CPF	Ni1000	200 mm	6 mm	0.075 kg
01CT-1DLF	Ni1000TK5000	100 mm	6 mm	0.07 kg
01CT-1DPF	Ni1000TK5000	200 mm	6 mm	0.075 kg
01CT-1LLF	NTC10k (10k2)	100 mm	6 mm	0.07 kg
01CT-1LPF	NTC10k (10k2)	200 mm	6 mm	0.075 kg
01CT-1QLF	NTC20k	100 mm	6 mm	0.07 kg
01CT-1QPF	NTC20k	200 mm	6 mm	0.075 kg

Technical Data

Electrical data	Electrical connection	Cable 2 m, 2-wire
Functional data	Output signal passive temperature	PT100 PT1000 Ni1000 Ni1000TK5000 NTC10k (10k2) NTC20k
	Media	Air
Measuring data	Measured values	Temperature
	Measuring range temperature	-35...100 °C [-30...210 °F]
	Accuracy temperature passive	Passive Sensors depending on used type PT.. : Class B, ±0.3 °C @ 0 °C [±0.5 °F @ 32 °F] Ni.. : ±0.4 °C @ 0 °C [±0.7 °F @ 32 °F] NTC.. : ±0.2 °C @ 25 °C [±0.3 °F @ 77 °F]

Safety data	Ambient humidity	85% r.H., non-condensing
	Ambient temperature	-35...100 °C [-30...210 °F]
	Medium temperature	-35...100 °C [-30...210 °F]
	Protection class IEC/EN	III Protective extra-low voltage (PELV)
	Protection class UL	UL Class 2 Supply
	EU Conformity	CE Marking
	Certification IEC/EN	IEC/EN 60730-1 and IEC/EN 60730-2-9
	Degree of protection IEC/EN	IP67
	Degree of protection NEMA/UL	NEMA 4X
	Quality Standard	ISO 9001

Safety notes


The installation and assembly of electrical equipment should only be performed by authorized personnel.

This device has been designed for use in stationary heating, ventilation and air conditioning systems and must not be used outside the specified field of application. Unauthorised modifications are prohibited. The product must not be used in relation with any equipment that in case of a failure may threaten human, animals or assets.

Ensure all power is disconnected before installing. Do not connect to live/operating equipment.

Please comply with

- Local laws, health & safety regulations, technical standards and regulations
- Condition of the device at the time of installation, to ensure safe installation
- This data sheet and installation manual

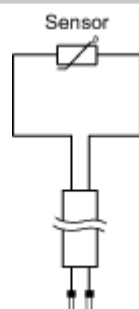
Remarks
General remarks concerning sensors

Due to self-heating with 2 wire passive sensors, the supply wire current affects the measurement accuracy, so it should not exceed 1 mA.

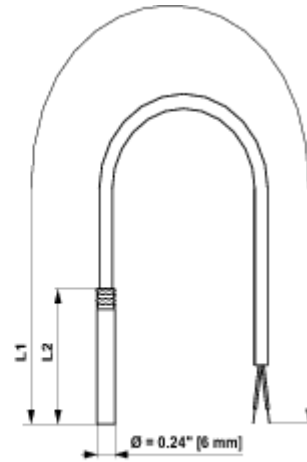
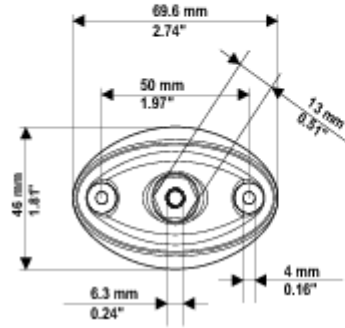
When using lengthy connection wires (depending on the cross section used) the measuring result might be falsified due to a voltage drop at the common GND-wire (caused by the voltage current and the line resistance). In this case, 2 GND-wires must be wired to the sensor - one for supply voltage and one for the measuring current.

Accessories

Scope of delivery Mounting flange 6 mm, Plastic (adjustable), up to max. 80 °C

Wiring diagram


Dimensions



L1 = 6.56 ft [2 m]

L2 = 3.94" [100 mm] / 7.87" [200 mm]